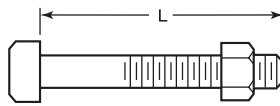
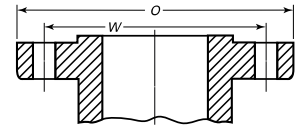
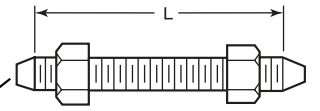


Welding Neck



Machine Bolt With Nuts



Stud Bolts With Nuts

Point height
(Note 1)

Note 1: The length of the stud bolt does not include the height of the points

* Referential photo



Speed Logística y Servicios S.A.C. Importador y distribuidor autorizado de bridas FR para Perú y para su exportación.

Dimensions are in mm

Nominal Pipe Size, NPS		Outside Diameter of Flange (O)	Minimum Thickness of Flange, (t _f)	Diameter of Hub (X)	Hub Diameter Beginning of Chamfer Welding Neck (A _h)	Length Through Hub (Y)	Bore (B)	Diameter of Bolt Circle (W)	Diameter of Bolt Holes (inch)	Number of Bolts	Diameter of Bolts (inch)	Length of Bolts (L)			Weight Approx. (kg)
												Stud Bolts		Machine Bolts	
inch	mm											2mm Raised Face	Ring Joint	2mm Raised Face	
1/2"	12	90	9.6	30	21.3	46	15.8	60.3	5/8	4	1/2	55	...	50	0.51
3/4"	18	100	11.2	38	26.7	51	20.9	69.9	5/8	4	1/2	65	...	50	0.73
1"	25	110	12.7	49	33.4	54	26.6	79.4	5/8	4	1/2	65	75	55	1.07
1 1/4"	31	115	14.3	59	42.2	56	35.1	88.9	5/8	4	1/2	70	85	55	1.40
1 1/2"	38	125	15.9	65	48.3	60	40.9	98.4	5/8	4	1/2	70	85	65	1.81
2"	50	150	17.5	78	60.3	62	52.5	120.7	3/4	4	5/8	85	95	70	2.59
2 1/2"	63	180	20.7	90	73.0	68	62.7	139.7	3/4	4	5/8	90	100	75	4.28
3"	75	190	22.3	108	88.9	68	77.9	152.4	3/4	4	5/8	90	100	75	5.18
3 1/2"	88	215	22.3	122	101.6	70	90.1	177.8	3/4	8	5/8	90	100	75	-
4"	100	230	22.3	135	114.3	75	102.3	190.5	3/4	8	5/8	90	100	75	7.32
5"	125	255	22.3	164	141.3	87	128.2	215.9	7/8	8	3/4	95	110	85	8.91
6"	150	280	23.9	192	168.3	87	154.1	241.3	7/8	8	3/4	100	115	85	11.26
8"	200	345	27.0	246	219.1	100	202.7	298.5	7/8	8	3/4	110	120	90	17.68
10"	250	405	28.6	305	273.0	100	254.6	362.0	1	12	7/8	115	125	100	24.79
12"	300	485	30.2	365	323.8	113	304.8	431.8	1	12	7/8	120	135	100	38.98
14"	350	535	33.4	400	355.6	125	[Note 1]	476.3	1 1/8	12	1	135	145	115	51.71
16"	400	595	35.0	457	406.4	125	[Note 1]	539.8	1 1/8	16	1	135	145	115	64.41
18"	450	635	38.1	505	457.0	138	[Note 1]	577.9	1 1/4	16	1 1/8	145	160	125	74.84
20"	500	700	41.3	559	508.0	143	[Note 1]	635.0	1 1/4	20	1 1/8	160	170	140	89.36
22"	550	750	44.5	610	558.8	148	[Note 1]	692.2	1 3/8	20	1 1/4	170	185	150	-
24"	600	815	46.1	663	610.0	151	[Note 1]	749.3	1 3/8	20	1 1/4	170	185	150	119.66

Note (1) To be specified by the purchaser.

*** Note : Dimensions, design and materials are subject to change without notice. Reference weights**

MAC - MMXXIV

