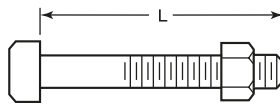
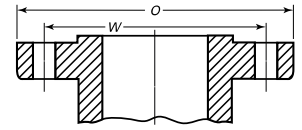
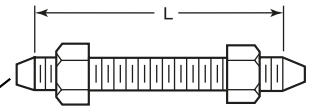


Welding Neck



Machine Bolt With Nuts



Stud Bolts With Nuts

Point height (Note 1)

Note 1: The length of the stud bolt does not include the height of the points

* Referential photo



Speed Logística y Servicios S.A.C. Importador y distribuidor autorizado de bridas FR para Perú y para su exportación.

Dimensions are in mm

Nominal Pipe Size, NPS	Outside Diameter of Flange (O)	Minimum Thickness of Flange, (t)	Diameter of Hub (X)	Hub Diameter Beginning of Chamfer Welding Neck (A _n)	Length Through Hub (Y)	Bore (B)	Diameter of Bolt Circle (W)	Diameter of Bolt Holes (inch)	Number of Bolts	Diameter of Bolts (inch)	Length of Bolts (L)			Weight Approx. (kg)	
											2mm Raised Face	Ring Joint	Machine Bolts 2mm Raised Face		
1/2"	12	95	14.3	38	21.3	52	14.0	66.7	5/8	4	1/2	75	70	75	0.90
3/4"	18	115	15.9	48	26.7	57	18.8	82.6	3/4	4	5/8	90	85	90	1.59
1"	25	125	17.5	54	33.4	62	24.4	88.9	3/4	4	5/8	90	85	90	1.90
1 1/4"	31	135	20.7	64	42.2	67	32.5	98.4	3/4	4	5/8	95	90	95	2.49
1 1/2"	38	155	22.3	70	48.3	70	38.1	114.3	7/8	4	3/4	110	100	110	3.63
2"	50	165	25.4	84	60.3	73	49.3	127.0	3/4	8	5/8	110	100	110	4.54
2 1/2"	63	190	28.6	100	73.0	79	58.9	149.2	7/8	8	3/4	120	115	120	6.35
3"	75	210	31.8	117	88.9	83	73.7	168.3	7/8	8	3/4	125	120	125	8.16
3 1/2"	88	230	35.0	133	101.6	86	85.3	184.2	1	8	7/8	140	135	140	-
4"	100	275	38.1	152	114.3	102	97.3	215.9	1	8	7/8	145	140	145	16.78
5"	125	330	44.5	189	141.3	114	122.2	266.7	1 1/8	8	1	165	160	165	30.87
6"	150	355	47.7	222	168.3	117	146.3	292.1	1 1/8	12	1	170	165	170	36.77
8"	200	420	55.6	273	219.1	133	193.8	349.2	1 1/4	12	1 1/8	190	185	195	50.80
10"	250	510	63.5	343	273.0	152	247.7	431.8	1 3/8	16	1 1/4	215	210	210	86.26
12"	300	560	66.7	400	323.8	156	298.5	489.0	1 3/8	20	1 1/4	220	215	220	102.51
14"	350	605	69.9	432	355.6	165	[Note 1]	527.0	1 1/2	20	1 3/8	235	230	235	121.56
16"	400	685	76.2	495	406.4	178	[Note 1]	603.2	1 5/8	20	1 1/2	255	250	255	177.06
18"	450	745	82.6	546	457.0	184	[Note 1]	654.0	1 3/4	20	1 5/8	275	265	275	215.65
20"	500	815	88.9	610	508.0	190	[Note 1]	723.9	1 3/4	24	1 5/8	285	280	290	267.86
22"	550	870	95.2	663	558.8	197	[Note 1]	777.7	1 7/8	24	1 3/4	305	---	310	-
24"	600	940	101.6	718	610.0	203	[Note 1]	838.2	2	24	1 7/8	330	325	335	372.00

Note (1) To be specified by the purchaser.

* Note : Dimensions, design and materials are subject to change without notice. Reference weights

MAC - MMXXIV