

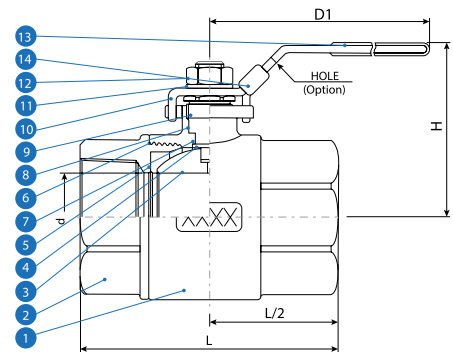
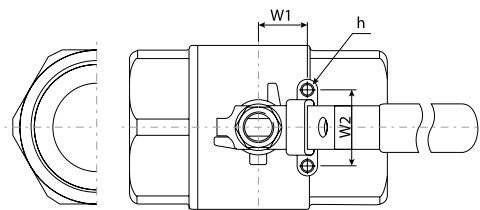
\* Reference photo

## DESIGN FEATURES:

Working pressure:  
 2000 PSIG 1/4"~1" / 1500 PSIG 1 1/4" - 2"  
 Standard port  
 Blow-out proof stem  
 Handle with locking system  
 Threaded end NPT ANSI/ASME B1.20.1  
 Test standard: API 598

## MATERIAL LIST

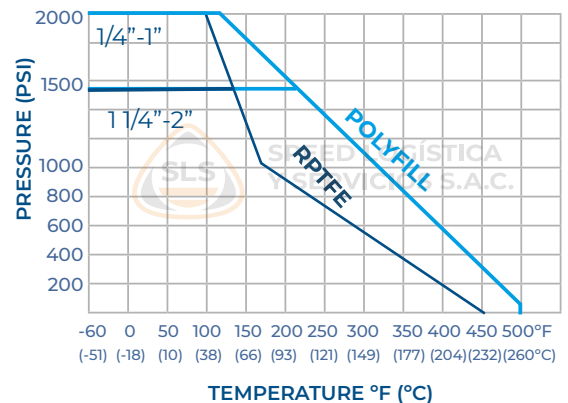
	PART NAME	MATERIAL	QTY.
1	BODY	ASTM A351 Gr. CF8	1
2	CAP	ASTM A351 Gr. CF8	1
3	BALL	ASTM A351 Gr. CF8	1
4	STEM	ASTM A276 Gr. 304	1
5	SEAT	POLYFILL	2
6	GASKET	PTFE	1
7	THRUST WASHER	PTFE	1
8	PACKING	PTFE	1
9	GLAND	SS304	1
10	HANDLE	STAINLESS STEEL	1
11	HANDLE WASHER	SS304	1
12	HANDLE NUT	SS304	1
13	HANDLE SLEEVE	VINYL GRIP	1
14	LOCKING PLATE	STAINLESS STEEL	1



## DIMENSIONS (mm)

SIZE	d	L	D1	H	W1	W2	h	CV FACTOR	WEIGHT (Kg)
1/4"	11.3	56.5	95.25	41.73	12.7	28.5	M5 X P0.8	6	0.35
3/8"	12.5	56.5	95.25	41.73	12.7	28.5	M5 X P0.8	12	0.35
1/2"	12.6	59.5	95.25	41.73	12.7	28.5	M5 X P0.8	19	0.32
3/4"	17.6	81.0	120.65	48.95	22.4	35.0	M6 X P1.0	37	0.65
1"	22.5	87.2	120.65	52.25	22.4	35.0	M6 X P1.0	64	0.75
1 1/4"	32.0	99.5	187.7	156	25.4	38.1	M6 X P1.0	180	1.50
1 1/2"	38.0	118.0	93.0	193	25.4	38.1	M6 X P1.0	270	1.80
2"	50.8	136.5	104.3	193	25.4	38.1	M6 X P1.0	500	2.80

## PRESSURE TEMPERATURE RATINGS



**Speed Logística y Servicios S.A.C. Importador y distribuidor autorizado de válvulas SUN en territorio latinoamericano.**

\* Note : Dimensions, design and materials are subject to change without notice.

MAC - MMXXI