

* Reference photo



MATERIAL LIST

	PART NAME	MATERIAL	QTY.
1	BODY	ASTM A351 Gr. CF8M	1
2	CAP	ASTM A351 Gr. CF8M	1
3	BALL	ASTM A351 Gr. CF8M	1
4	STEM	ASTM A276 Gr. 316	1
5	SEAT	RPTFE (PTFE + 15% G/F)	2
6	GASKET	GRAFOIL	1
7	THRUST WASHER	PTFE	1
8	PACKING	GRAFOIL	1
9	GLAND	ASTM A351 Gr. CF8	1
10	STOPPER	SS304	1
11	SNAP RING	SS304	2
12	GLAND BOLT	ASTM A193 Gr. B8	2
13	STUD BOLT	ASTM A193 Gr. B8	4-12
14	SET NUT	ASTM A194 Gr. 8M	4-12
15	HANDLE	STAINLESS STEEL	1

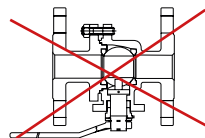
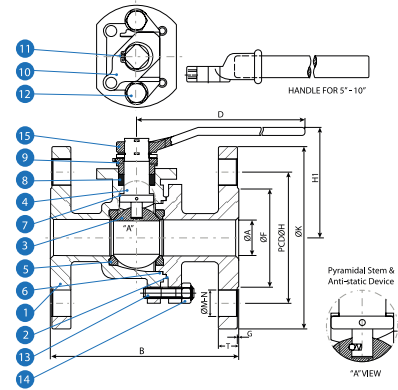
DIMENSIONS (mm)

SIZE	A	B	F	G	H	K	T	M	N	D	H1	CV Factor	WEIGHT (Kg)
1/2"	15.0	107.9	35.0	1.6	60.4	88.9	11.1	15.7	4	130	73.5	26	2.00
3/4"	20.0	117.3	42.9	1.6	69.8	98.5	11.1	15.7	4	130	76.0	55	2.50
1"	25.0	127.0	50.8	1.6	79.2	107.9	11.1	15.7	4	164	94.5	110	3.00
1 1/4"	32.0	139.7	63.5	1.6	88.9	117.3	12.7	15.7	4	164	100.0	180	4.50
1 1/2"	38.0	165.1	73.1	1.6	98.5	127.0	14.2	15.7	4	205	119.0	270	6.00
2"	50.0	177.8	91.9	1.6	120.6	152.4	15.7	19.0	4	205	131.5	500	8.50
2 1/2"	65.0	190.5	104.6	1.6	139.7	177.8	17.5	19.0	4	205	134.5	800	13.00
3"	80.0	203.2	127.0	1.6	152.4	190.5	19.0	19.0	4	326	155.0	1150	18.00
4"	100.0	228.6	157.2	1.6	190.5	228.6	23.8	19.0	8	326	176.0	2120	28.00

Speed Logística y Servicios S.A.C. Importador y distribuidor autorizado de válvulas SUN en territorio latinoamericano.

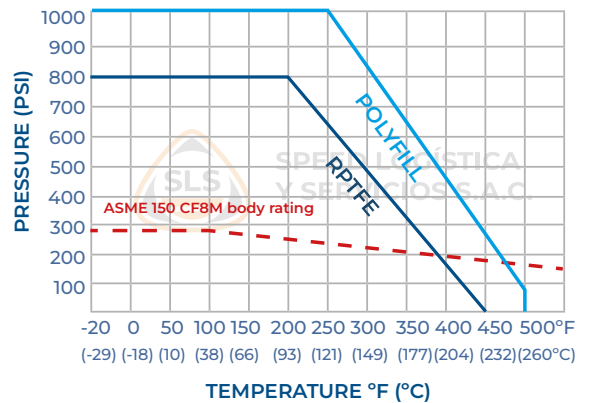
DESIGN FEATURES:

- Face to face: ANSI/ASME B16.10
- Flange dimension: ANSI/ASME B16.5 RF
- Wall thickness: ANSI/ASME B16.34
- Base with actuator for direct mounting
- According to standard NAMUR ISO 5211
- Opening drive lever
- Test standard: API 598
- Not recommend installing the valve with the stem pointing downward because dirt in the pipeline may then enter the body cavity and damage the gland packing.



Position to avoid stem down

PRESSURE TEMPERATURE RATINGS



MAC - MMXXI

* Note : Dimensions, design and materials are subject to change without notice.

